

## HOW TO DEVELOP A SMARTFLOW

Smartflow is a unique solution that conveniently digitises your workflow, right into the palms of your hands. Build, use and connect mobile workflows. With Smartflow you can easily build digital forms and workflows. More advanced functions are available for IT, if desired. Simple and complex processes, simple and user-friendly connections via one app. The Smartflow API and architecture provides opportunities to link up with all relevant back-office systems.

### THE SMARTFLOW APPROACH

#### COCREATE

Our team will work closely with your key users. Together we dive right in and create a backlog and roadmap envisioning your end product. We start building straight away and in no-time we'll show a demo version. The feedback is caught in user stories and serves as input for the first final product release.

#### USERS

Smartflow supports the highest standards in infrastructure and security. This is needed to guarantee optimal support of your critical business processes. Our own service desk is always available for great support.



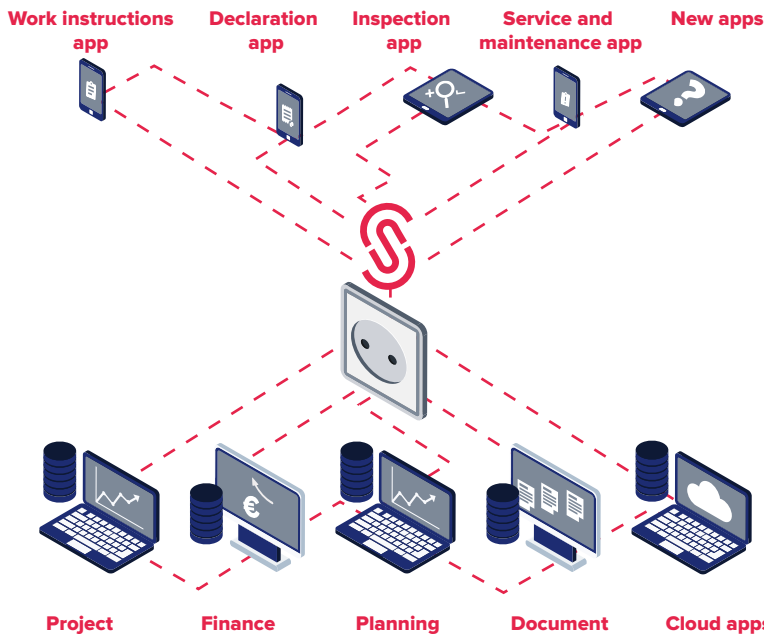
#### WORKFLOW

Continuous improvement is possible with Smartflow. Use data insights you didn't have before and adapt and create your own workflows and forms with Smartflow. A modern digital tool in your hands.

#### IMPROVEMENTS

We put your users at the centre of development so we can rapidly adapt to their needs. Our Smart Consultants understand building a business case and will optimize return on investment as well. We work Agile; every two weeks we deliver a working solution.

# APPLICATION LANDSCAPE



Data on assets and/or projects can be requested, enriched, monitored and supplemented. The app user is the source of new data for the underlying systems via Smartflow.

- Open architecture.
- All workflows gain input from multiple applications.
- Flexible application landscape that is formable to existing application landscape.
- Various systems all in one flow.
- The Smartflow API and architecture provides opportunities to link up with all relevant back-office systems.

# PLATFORM ARCHITECTURE

Proper integration ensures that users can access the data in forms and workflows via the Smartflow Builder.

Complex processes, simple interface.

- GPS integration, navigation.
- GIS Integration.
- Photos and photo processing.
- QR, barcode. NFC scanning.
- Speech to text.
- Digital drawings.
- Smart fields with help functions.
- Automatic GPS and time stamps.

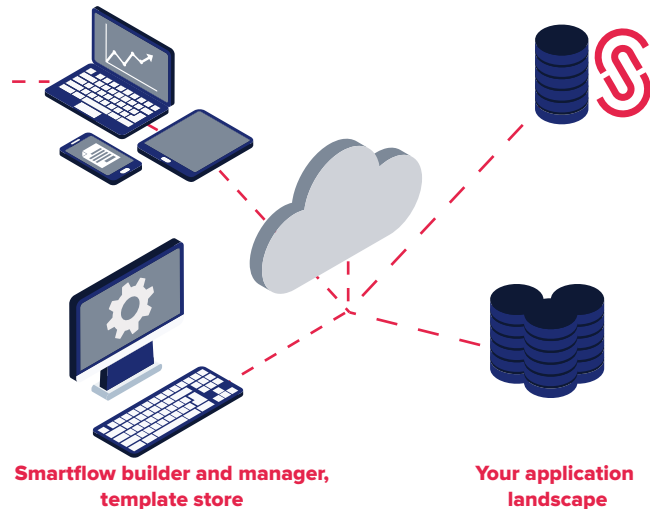
- Fetch (3D) drawings.
- Integration with other smart tools (RFID, AR and measuring instruments).
- WYSIWYG builder.

Anywhere and any time.

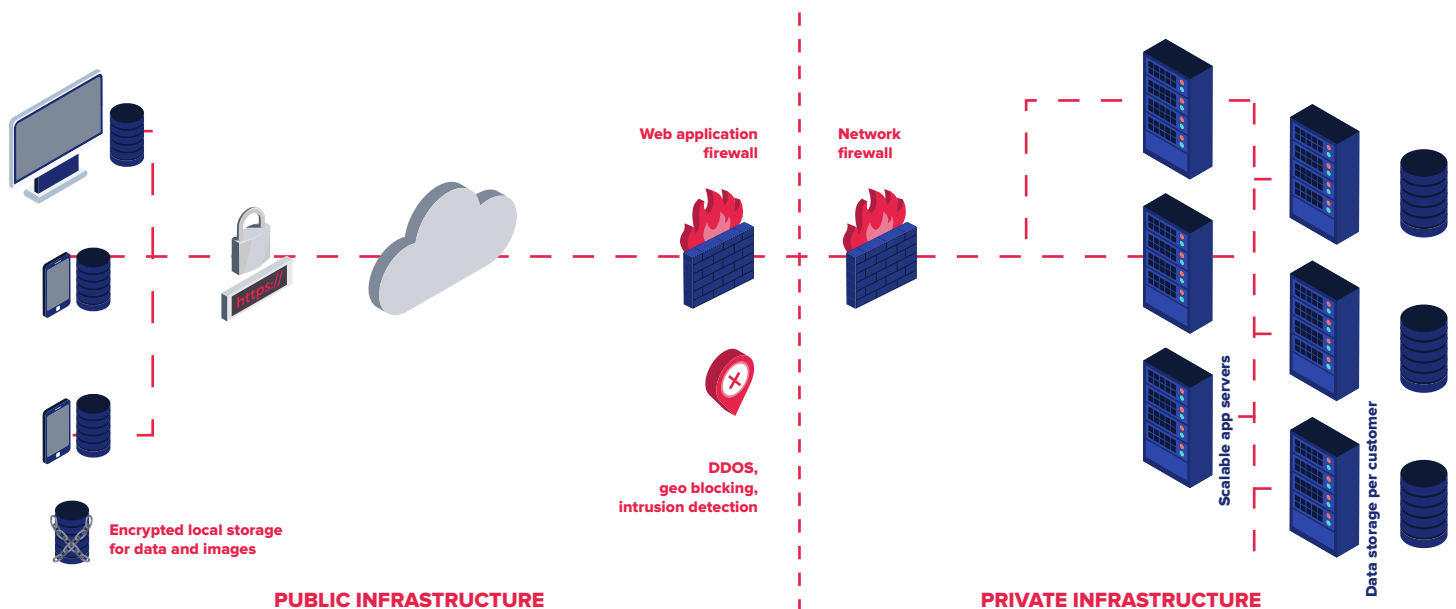
- Online and Offline.
- Android, iOS (Apple) and Windows.
- Smartphones, tablets and laptops.
- Connected with smart technology.
- Plug in technology.

Multiple devices  
Online and offline

Smartflow  
datastore



# CLOUD INFRASTRUCTURE



# DIFFERENT USERS = DIFFERENT ROLES

- Requirements.
- LEAN process analysis.
- Proof of concept.
- Acceptance tests.
- Training.

## BUSINESS ROLE

- Development.
- Integrating.
- Management.
- Monitoring.
- Infrastructure.

## ICT ROLE

- Specify.
- Modulate.
- Implement.

## ANALYST ROLE

### SMARTFLOW USERS



DEVELOPMENT



MANAGEMENT



PROFESSIONAL



QHSE



OPERATIONS



PARTNERS

# START BUILDING YOUR OWN APP

Click on the screen to watch the video on YouTube.




How to build a workflow.



Dashboard & Manage.



How to add business rules.



How to build a form.

# LET'S BUILD SMARTFLOWS; DEMO WORKSHOP

Start building your workflows and get in touch for a demo workshop.

Veemarktkade 8, ingang F  
5222 AE 's-Hertogenbosch  
+31 (0)73-7113832  
info@smartflowapps.com

